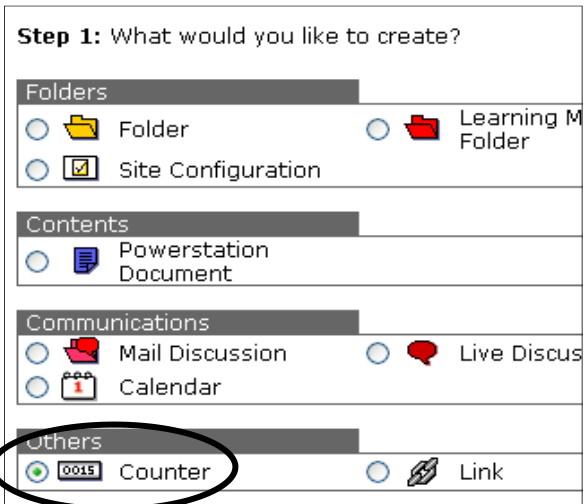


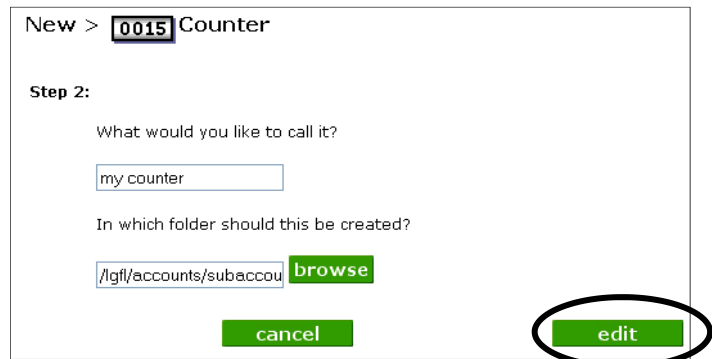
# How do I create a web counter?

1.) Select **new** from your root directory and select the **counter** object. Click **next**.


(note: web counters are not made inside the red learning module folders)



2.) Give the counter a name and click **edit**.



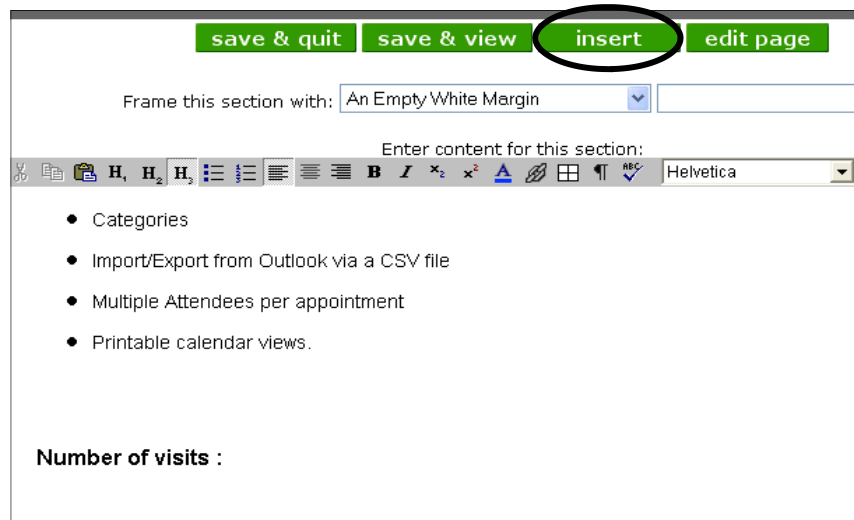
3.) Click **save** and your counter is ready for use.



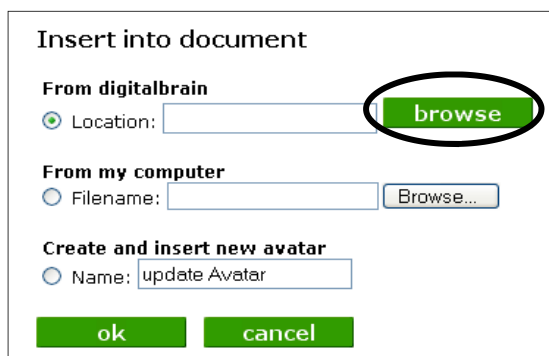
*N.B. It's important to realise that it's not necessary to create a different web counter for every page you want to keep track of. (You can insert the same web counter into lots of different pages and it will keep track of them all separately.) With that in mind it's a good idea to create your counter as a new object at the root directory of whatever account the pages are in.*

# How do I insert a web counter in my page?

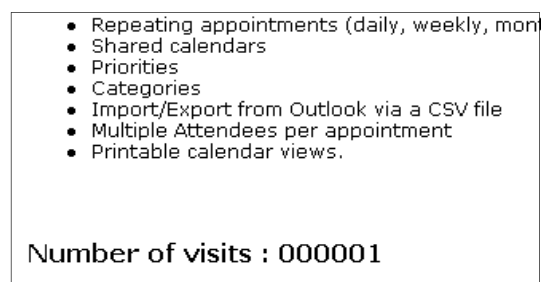
1.) While you are editing your page, type some appropriate text to label the counter and then select **insert**.



2.) Select the green **browse** and locate your existing counter object. Tick its check box and choose select.



3.) After clicking **OK** you will see the object in your page. After selecting **save and view** you will see the counter operating.



## Going further with web counters

You can insert the same counter object into a variety of pages and the counter will keep track of them individually. To view a summary of all the pages select the counter object with the tick box and click **edit**.



This brings up a screen that summarises all the visits to your pages and overall total. This is a useful way of seeing your most popular pages within a section, or the most popular section within a site.

From here you can also reset the counter to zero or delete it from a particular page if you wish.

http://www.lgfl.net/lgfl/leas/greenwich/accounts/subjects/icteam/web/resources/primary/QCA scheme of work/qca year 5d/	2943	reset	delete
http://www.lgfl.net/lgfl/leas/greenwich/accounts/subjects/icteam/web/resources/primary/QCA scheme of work/qca year 5e/	669	reset	delete
http://www.lgfl.net/lgfl/leas/greenwich/accounts/subjects/icteam/web/resources/primary/QCA scheme of work/qca year 5f/	617	reset	delete
http://www.lgfl.net/lgfl/leas/greenwich/accounts/subjects/icteam/web/resources/primary/QCA scheme of work/qca year 6a/	3882	reset	delete
http://www.lgfl.net/lgfl/leas/greenwich/accounts/subjects/icteam/web/resources/primary/QCA scheme of work/qca year 6b/	1665	reset	delete
http://www.lgfl.net/lgfl/leas/greenwich/accounts/subjects/icteam/web/resources/primary/QCA scheme of work/qca year 6c/	553	reset	delete
http://www.lgfl.net/lgfl/leas/greenwich/accounts/subjects/icteam/web/resources/primary/QCA scheme of work/qca year 6d/	1951	reset	delete
http://www.lgfl.net/lgfl/leas/greenwich/accounts/subjects/icteam/web/resources/primary/QCA scheme of work/qca year 4a/	2	reset	delete
http://www.lgfl.net/lgfl/leas/greenwich/accounts/subjects/icteam/web/resources/primary/QCA scheme of work/menu/	5	reset	delete
http://www.lgfl.net/lgfl/leas/greenwich/accounts/subjects/icteam/web/webcounters/lesson plan pages	1	reset	delete
http://www.lgfl.net/lgfl/leas/greenwich/accounts/subjects/icteam/web/resources/primary/QCA scheme of work/qca year 3e/	4	reset	delete
<b>Total</b>	<b>80236</b>		reset

save cancel

### Can I hide the counter on the page?

Yes, in a simple way. If you select the counter object in the page editor in the same way as you would a picture, you can then apply font changes to the numbers which includes the colour. If you set the font to be white on a white background the counter will be hidden, although selecting text on the finished page will reveal the numbers via the highlighting.

Number of visits : 